

These simple steps will ensure your business is well prepared for cold weather




Create a contingency plan




Make sure you're insured



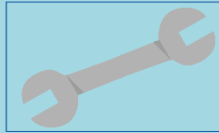
Check for leaks



Keep the heating on low



Pick a plumber and have their contact details to hand



Carry out minor repairs before the cold weather strikes



Lag exposed pipes and insulate water meters



If you suffer a burst pipe contact your water company immediately

Do you know what to do if pipes freeze or burst?
Visit [southernwater.co.uk/weathereye](https://www.southernwater.co.uk/weathereye) for more information



What to do in a winter emergency

Here's how to take control of frozen or burst pipes

Frozen pipes It's really important to prevent any water in pipes, cisterns and storage tanks from freezing, but if the worst does happen:



1 Turn off the water supply at the stop valve straight away



2 Don't switch on your boiler or immersion heater



3 Open the nearest tap and gently heat any frozen sections of pipe with a hot cloth or hot water bottle from the tap backwards



4 Never use a naked flame to defrost pipes. It's a fire hazard and can cause more damage to your water system

Burst pipes Water pipes in homes are the property owner's responsibility. If you notice a burst or leak at home:



1 Shut off your water supply and then open all hot and cold taps until they run dry



2 Switch off your mains electricity supply



3 Try to temporarily fix the burst pipe by binding it tightly with cloth, tape or using a pipe clamp



4 Call a qualified plumber and turn off all taps until the pipe is repaired

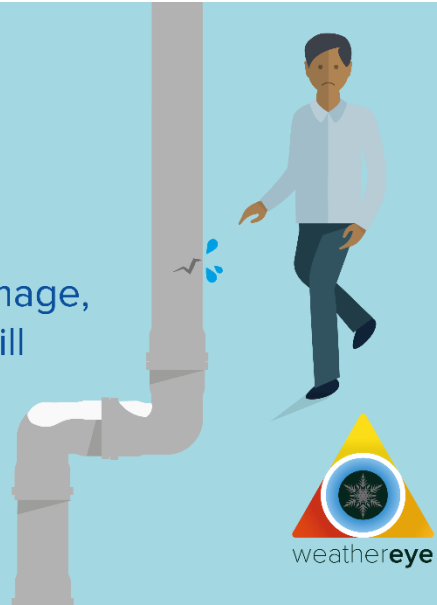
[southernwater.co.uk/weathereye](https://www.southernwater.co.uk/weathereye)



Water pipes in homes are the property owner's responsibility

Burst pipes can cause costly water damage, waste water and increase your water bill

For simple tips on how to prepare your home for winter visit southernwater.co.uk/weathereye



Winter is here!

Cold weather can cause burst pipes – costing you money in repairs and wasted water

For simple tips on how to prepare your home for winter visit southernwater.co.uk/weathereye



Winter is here!


Prepare your home for winter by:



Have your boiler serviced to prevent pipes becoming cold and freezing if your boiler breaks down



Fixing dripping taps – in winter even a small trickle can result in a frozen pipe



Lagging water tanks and pipes

For simple tips on how to prepare your home for winter visit [southernwater.co.uk/weathereye](https://www.southernwater.co.uk/weathereye)

